



4-Weeks Lesson Plan for English Classes

Prepared by: Huda

Overview of Topics:

1. **Class 1:** Greetings & Introductions
2. **Class 2:** Family & Friends
3. **Class 3:** Animals & Nature
4. **Class 4:** Daily Routines
5. **Class 5:** Food & Drink
6. **Class 6:** Colors & Shapes
7. **Class 7:** Weather & Seasons
8. **Class 8:** Review & Fun Activities

How Will We Learn?

- **Interactive Games**

We will play fun games like **Simon Says**, memory games, and word searches to help you remember what you learn. 🎲

- **Songs & Dances**

We'll sing catchy songs and do simple dances to help you remember new words! 🎤💃

- **Story Time & Role Play**

You will act out stories and take on different characters to practice speaking English! 🗣️👧👦


- **Creative Arts**

Get ready to draw, color, and even make crafts to help you learn English words and phrases! 🎨✂️

- **Hands-on Projects**

Work with your classmates on fun projects like making posters or acting out a skit in English. ✍️👥

Hi!



4 Weeks Courses English Fun Program



Twice a week



1-2 Hours/class

TABLE OF CONTENTS

Class 1
Greetings &
Introductions

01

Class 2
Family & Friends

02

Class 3
Animal & Nature

03

Class 4
Daily Routines

04

TABLE OF CONTENTS

Class 5

Food & Drink

05

Class 6

Colors & Shapes

06

Class 7

Weather & Seasons

07

Class 8

Review and Fun
Activities

08




INTRODUCTION

In this program, we're going to explore the English language in ways that you'll love! Whether you're playing games, singing songs, or doing fun activities, you'll be practicing English every day without even realizing it. 😊

01

Greetings & Introduction

- Learn how to greet others and introduce themselves.
- Practice asking and answering questions.



Vocabulary and Activities

Vocabulary:

- Hello, Hi, Goodbye, Good morning, Good afternoon
- What's your name? My name is...
- How are you? I'm fine, thank you.

Activities:


1. **Warm-up:**
 - Greet the student using simple greetings. Ask, "How are you?" and encourage the student to respond.
2. **Teaching Vocabulary:**
 - Introduce each greeting and practice pronunciation. Use flashcards with images to help reinforce the vocabulary.
3. **Role-play:**
 - Have the student practice introducing themselves and asking/answering questions (e.g., "What's your name?" "How are you?").
4. **Song/Chant:**
 - Sing a simple greeting song or chant to practice greetings in a fun way (e.g., "Hello, Hello, How Are You?").
5. **Wrap-up:**
 - Have the student practice a mini conversation with the teacher, using the greetings learned.



02

Family & Friends

- Learn vocabulary for family members and describe people using simple adjectives.
- Practice asking about family.



Vocabulary and Activities

Vocabulary:

- Family members: mother, father, brother, sister, grandmother, grandfather, aunt, uncle
- Adjectives: tall, short, young, old, kind, funny
- How old is your brother/sister? He is 10 years old.

Activities:


1. **Warm-up:**
 - Ask the student to describe their family in Korean (e.g., “How many people are in your family?”).
2. **Flashcards:**
 - Show flashcards with family members and introduce the vocabulary.
3. **Family Tree Activity:**
 - Have the student draw a family tree and label the members in English.
4. **Describing Family Members:**
 - Ask the student to describe their family using the adjectives (e.g., “My father is tall. My sister is kind.”).
5. **Pair Practice:**
 - Practice a dialogue asking and answering about family (e.g., “How old is your sister?” “She is 9 years old.”).
6. **Wrap-up:**
 - Ask the student about their family one last time, using the target vocabulary.



03

Animals & Nature

- Learn animal names and simple phrases to describe animals.
- Identify common animals in nature.



Vocabulary and Activities

Vocabulary:

- Animals: dog, cat, bird, fish, rabbit, lion, elephant, tiger, monkey
- Nature: tree, flower, mountain, river, sky, cloud
- Simple phrases: "I have a pet." / "I like dogs."

Activities:


1. **Warm-up:**
 - Show pictures of animals and have the student guess the names in English.
2. **Animal Flashcards:**
 - Teach animal names and have the student repeat after you. Use a variety of animal flashcards.
3. **Animal Sounds:**
 - Play animal sounds (from YouTube or an app) and ask the student to match the sound to the animal.
4. **Describing Animals:**
 - Use adjectives to describe animals (e.g., "The elephant is big.").
5. **Nature Exploration:**
 - Teach nature vocabulary using flashcards. Ask the student to name the nature items around them (e.g., "What is this? A tree.").
6. **Wrap-up:**
 - Have the student describe their favorite animal and favorite part of nature.



04

Daily Routines

- Learn basic verbs for daily activities.
- Practice asking about routines.



Vocabulary and Activities

Vocabulary:

- Verbs: wake up, brush teeth, eat breakfast, go to school, play, study, sleep
- What time is it? It's 7 o'clock.

Activities:


1. **Warm-up:**
 - Ask the student what they did today (in simple sentences).
2. **Daily Routine Flashcards:**
 - Introduce verbs related to daily routines with flashcards and simple sentences.
3. **Routine Chart:**
 - Create a simple daily routine chart. For example, "I wake up at 7 AM. I go to school at 8 AM."
4. **Role-play:**
 - Practice asking and answering questions about routines. For example, "What time do you wake up?" "I wake up at 7 o'clock."
5. **Time Practice:**
 - Teach how to tell time. Ask the student to practice with toy clocks or clock flashcards (e.g., "What time is it?").
6. **Wrap-up:**
 - Have the student talk about their daily routine.



05

Food & Drink

- Learn vocabulary for common food and drinks.
- Practice asking for food and drinks.




Vocabulary and Activities

Vocabulary:

- Food: bread, rice, pasta, pizza, hamburger, chicken, fruit (apple, banana, orange)
- Drinks: water, juice, milk, tea, coffee
- Phrases: “I like __.” / “Do you like __?”

Activities:

1. **Warm-up:**
 - Ask the student what they ate today.
2. **Food Flashcards:**
 - Teach food vocabulary with flashcards. Hold up flashcards and ask the student to name the food.
3. **Menu Activity:**
 - Show a picture of a restaurant menu and practice ordering food and drinks (e.g., “I would like pizza.”).
4. **Likes/Dislikes:**
 - Practice using “I like” and “I don’t like” with food and drink vocabulary.
5. **Game:**
 - Play a “Guess the Food” game where the student guesses the food from a description.
6. **Wrap-up:**
 - Have the student tell you what food and drinks they like.



06

Colors & Shapes

- Learn basic colors and shapes.
- Practice identifying colors and shapes.





Vocabulary and Activities

Vocabulary:

- Colors: red, blue, yellow, green, pink, orange, black, white
- Shapes: circle, square, triangle, rectangle, star, heart

Activities:


1. **Warm-up:**
 - Ask the student to name the colors of objects around them.
2. **Color Flashcards:**
 - Introduce colors using flashcards. Have the student repeat the words.
3. **Shape Flashcards:**
 - Introduce basic shapes using flashcards. Practice describing the shapes (e.g., “This is a red circle.”).
4. **Coloring Activity:**
 - Have the student color a picture using the vocabulary (e.g., color the car red, the house blue).
5. **Shape Hunt:**
 - Go on a “shape hunt” in the classroom or home to identify objects with different shapes.
6. **Wrap-up:**
 - Ask the student to describe something using both colors and shapes.



07

Weather & Seasons

- Learn vocabulary related to weather and the four seasons.
- Practice talking about the weather.



Vocabulary and Activities

Vocabulary:

- Weather: sunny, rainy, cloudy, windy, hot, cold, snow
- Seasons: spring, summer, fall, winter
- Phrases: "It's sunny today." / "In the summer, it's hot."

Activities:


1. **Warm-up:**
 - Ask the student about the weather today (in English, if possible).
2. **Weather Flashcards:**
 - Teach weather vocabulary using flashcards. Ask the student to match weather pictures with the correct words.
3. **Season Vocabulary:**
 - Teach the names of the four seasons and discuss the weather in each season.
4. **Weather Chart:**
 - Use a weather chart to ask the student what the weather is like today (e.g., "What's the weather like?" "It's sunny.").
5. **Role-play:**
 - Practice a conversation about the weather (e.g., "What's the weather like today?" "It's cold and windy.").
6. **Wrap-up:**
 - Ask the student to tell you what the weather is like in their favorite season.



08

Review & Fun Activities

- Review everything learned in previous classes.
- Practice with fun, interactive activities.



Vocabulary and Activities

1. **Flashcard Review:**
 - Review vocabulary from previous lessons using flashcards.
2. **Story Creation:**
 - Together, create a short story using vocabulary from greetings, family, animals, daily routines, etc.
3. **Interactive Games:**
 - Play games like “Simon Says” with vocabulary words or a memory game with flashcards.
4. **Final Role-Play:**
 - Have the student perform a short conversation where they introduce themselves, talk about family, describe an animal, or talk about daily routines.
5. **Wrap-up:**
 - Review the most important vocabulary and ask the student to reflect on what they learned.



FEATURES OF THE PROGRAM

01

Learn through Play!

02

Build Confidence!



03

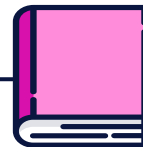
**Exciting way to
learn English**

LESSON TOOLS & MATERIAL



01

PRINTOUT



02

VIDEO AND MUSIC



03

ONLINE GAMES
& QUIZZES



The background is a light blue gradient decorated with various festive elements: yellow stars, pink and blue dots, blue and pink streamers, and white starburst shapes. A large pink rounded rectangle is centered on the page, containing the main text.

THANK YOU

"I'm happy to answer any questions you have!"

*All materials and activities details will be share prior to the class time